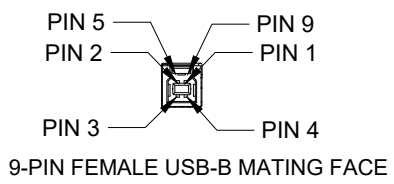
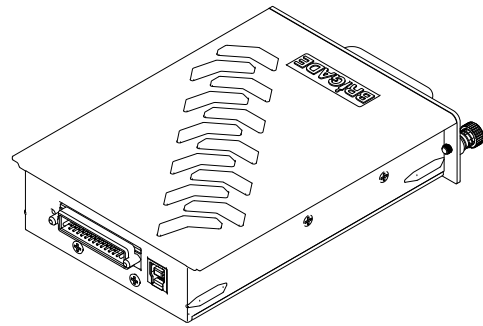
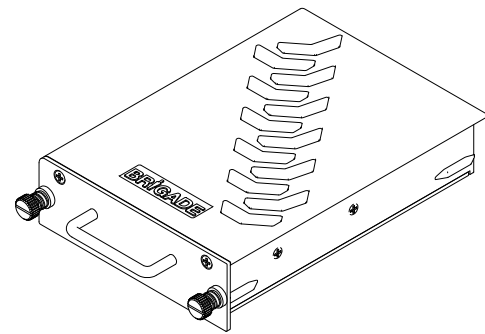
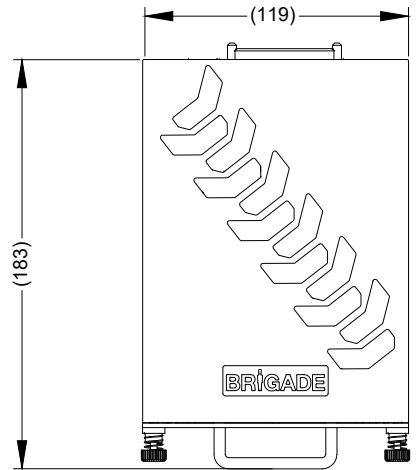


Revision Notes.				
R1 -				
APA: -	Drawn:-	Checked:-	Approved:-	Date: -

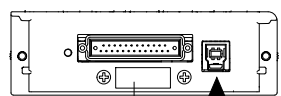
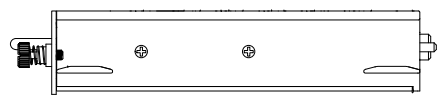

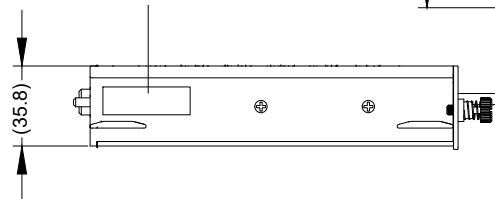
VIEW A



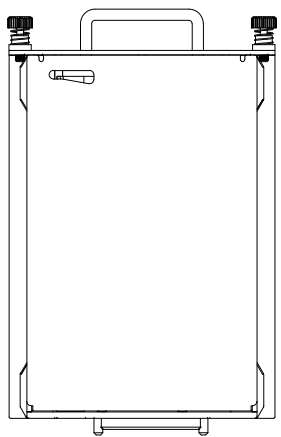
PIN #	DESCRIPTION
1	+5V
2	USB DATA -
3	USB DATA +
4	GND
5	SS TX -
6	SS TX +
7	DRAIN GND
8	SS RX -
9	SS RX +



PRODUCT NUMBER LABEL LOCATION



SERIAL NUMBER LABEL LOCATION



ITEM	MODEL NUMBER	PART NUMBER	MODEL/DESCRIPTION
①	MDR-500-500-MCU	5132	MDR 500 SERIES MOBILE CADDY UNIT WITH 500GB HDD
②	MDR-500-1000-MCU	5157	MDR 500 SERIES MOBILE CADDY UNIT WITH 1000GB HDD
③	MDR-500-2000-MCU	5330	MDR 500 SERIES MOBILE CADDY UNIT WITH 2000GB HDD

- NOTES:
1. REFERENCE INSTRUCTION MANUAL FOR FUNCTIONALITY.
 2. FOR USE WITH MDR-DASHBOARD.
 3. NOT BACKWARDS COMPATIBLE WITH MDR-40XXX-XXXX.
 4. FOR ALL LABELS AND PACKAGING REFER TO MASTER BOM.
 5. ANY CUSTOMER MODIFICATION OF THIS PRODUCT CAUSING SUBSEQUENT FAILURE IS NOT A LIABILITY OF BRIGADE ELECTRONICS GROUP PLC.
 6. HDD STORAGE CAPACITY INSTALLED INSIDE CADDY UNIT DEPENDS ON MODEL.
 7. WHEN INSERTED ENSURE THUMB SCREWS ARE TIGHTENED.

PROPRIETARY NOTICE
THIS DESIGN AND TECHNICAL INFORMATION APPEARING ON THIS DRAWING IS THE PROPERTY OF BRIGADE ELECTRONICS, AND IS DISCLOSED IN CONFIDENCE. IT IS NOT TO BE COPIED, REPRODUCED, REVEALED TO OR EXPROPRIATED BY OTHERS, EITHER IN WHOLE OR IN PART WITHOUT THE EXPRESS WRITTEN CONSENT OF BRIGADE ELECTRONICS.



Assembly Pl Approval SOFIA ZHANG	Approved by B. JOHN	Checked by R. BATES	Released 26/05/17	Drawn by L.PILLAY
Angle of Projection 	Units mm	Scale N/A	Released 26/05/17	Assembly Ref -
Third Angle	Status RELEASED	MDR-500-XXXX-MCU		
	Part No VARIOUS	BE-003411-00-16		